

DWL-R, DWL-S

TAKTON

IP65

IK08

230V



CE


EH

RoHS

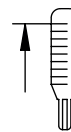
LED

!

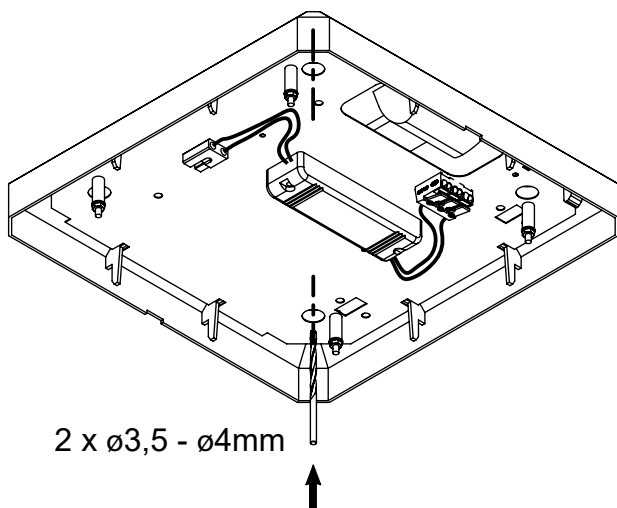
The installation should be carried out by an electrician or by any similarly qualified person.



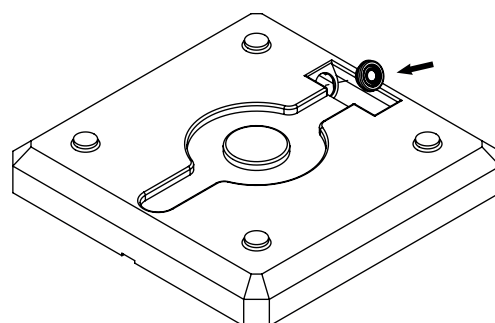
max. 25°C



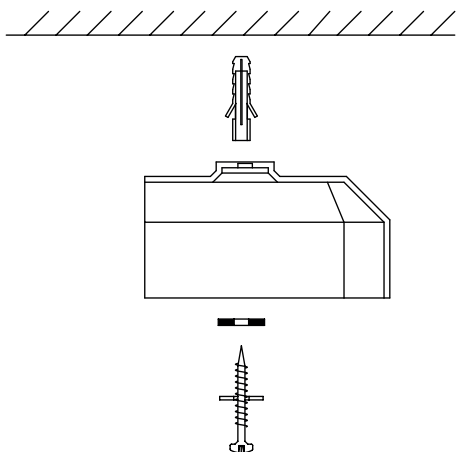
1



2

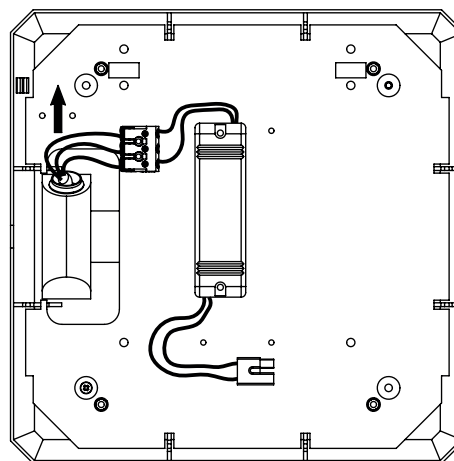


3

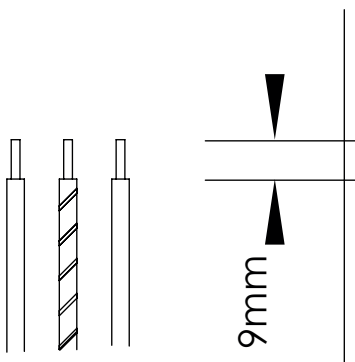


!

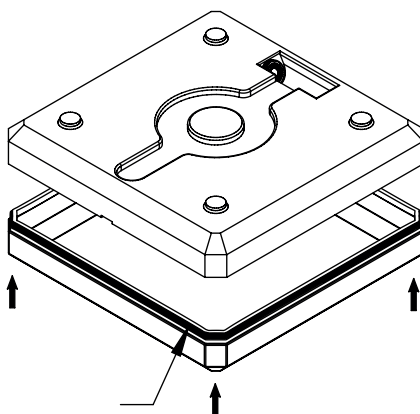
* 4



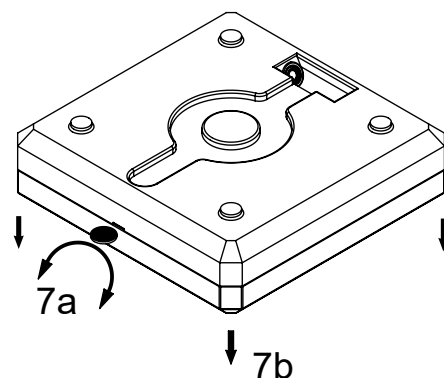
4



5



6


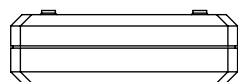


Rondo Quadro LED

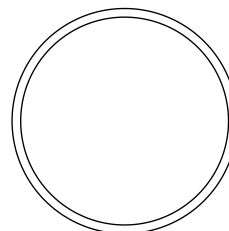

TAKTON



MODELS



DWL-S



DWL-R



Warning

Please read these instructions carefully before attempting to install this product.

- Installation/maintenance only by skilled personnel.
- During overhaul/maintenance only use original parts.
- If any luminaire is subsequently modified, the person responsible for the modification shall be considered the manufacturer.
- The manufacturer bears no liability for damage caused by inappropriate use or application.
- Due to problems with chemical resistance, choose cleaning materials which are suitable for plastic.



CAUTION

RISK OF BURN INJURIES

During and after use the unit may be hot. Do not touch the unit before it has completely cooled down.

Failure to follow these instructions can result in minor injuries, or equipment damage.